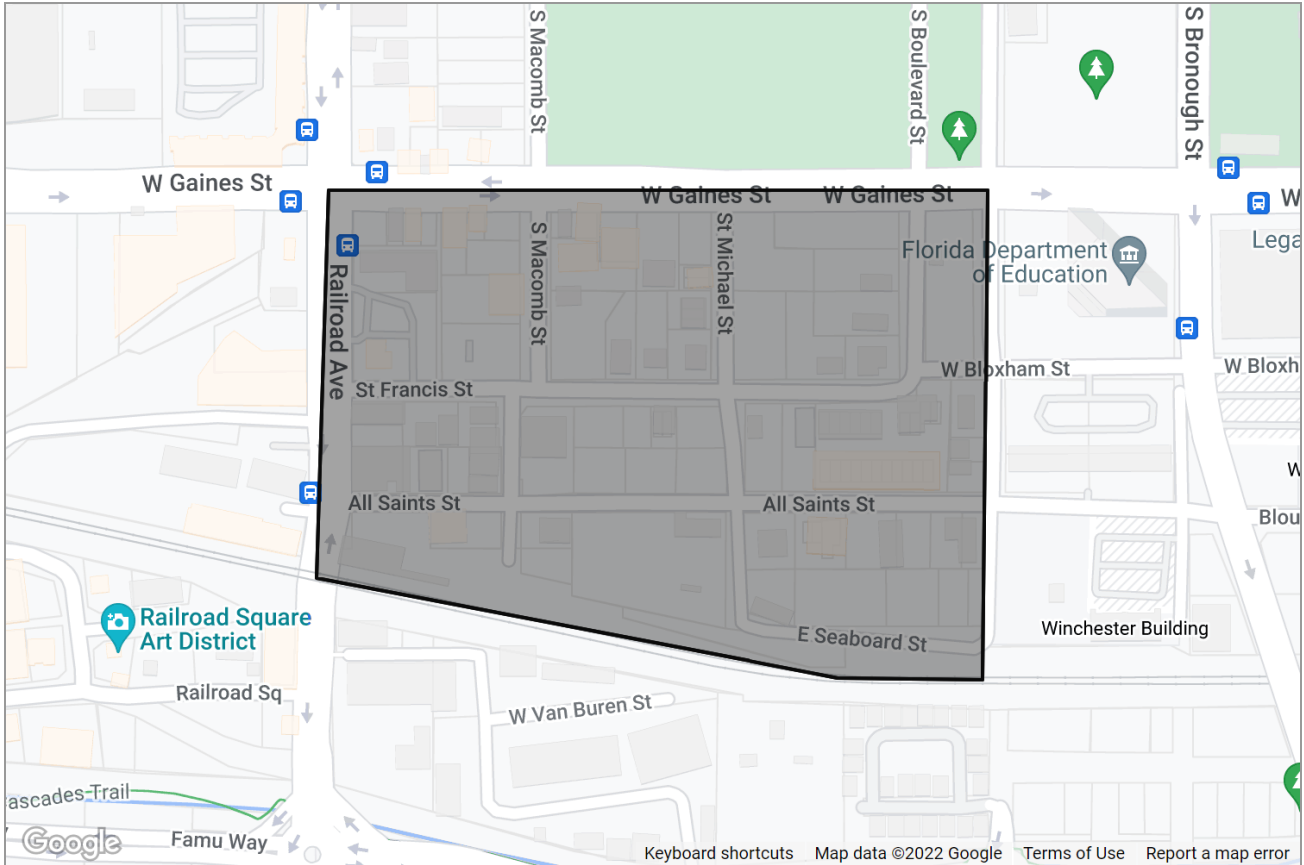




CATRS CAPITAL AREA TECHNOLOGY
& REALTOR® SERVICES
A Subsidiary of **Tallahassee**
BOARD OF REALTORS®

MARKET ACTIVITY REPORT

All Saints in Tallahassee, FL



KETCHAM
REALTY
INC. GROUP

Presented by
Abbe Flynn | Realtor
Florida Real Estate License: 3273532



Work: (850) 203-0209 | Mobile: (850) 203-0209

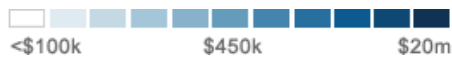
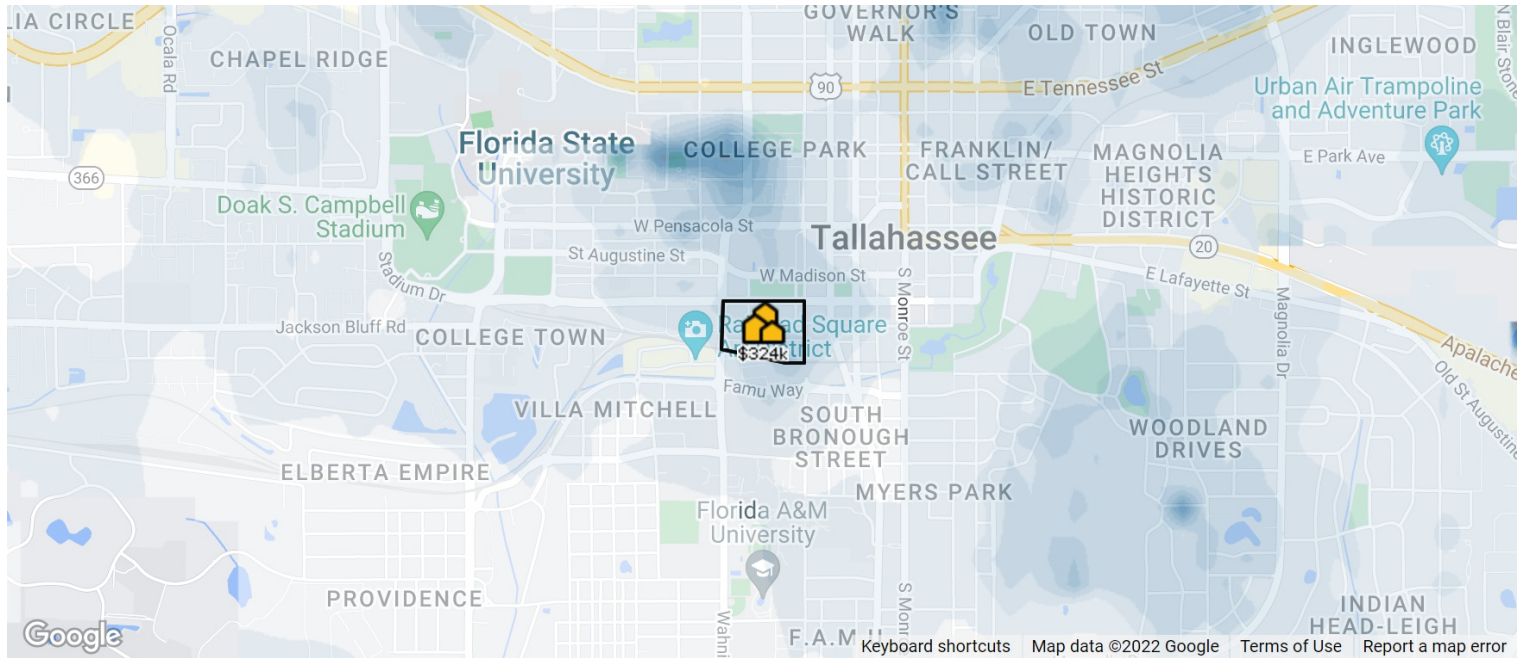
Main: abbe@LivingInTallahassee.com
Agent: <https://livingintallahassee.com/>

Ketcham Realty Group
1203 Thomasville Road
Tallahassee, FL 32303



All Saints in Tallahassee, FL

Market Snapshot: Estimated Home Values



This map layer shows the average estimated home values, based on the AVMs and RVMs® for properties in an area. Source(s): Public records and MLS data where licensed.

Median Est. Home Value

\$324K

Updated: 11/30/2022

Change Over
Last Month

↑ **4.8%**

Change Over
Last 3 Months

↑ **5.63%**

Change Over
Last 12 Months

↑ **17.6%**

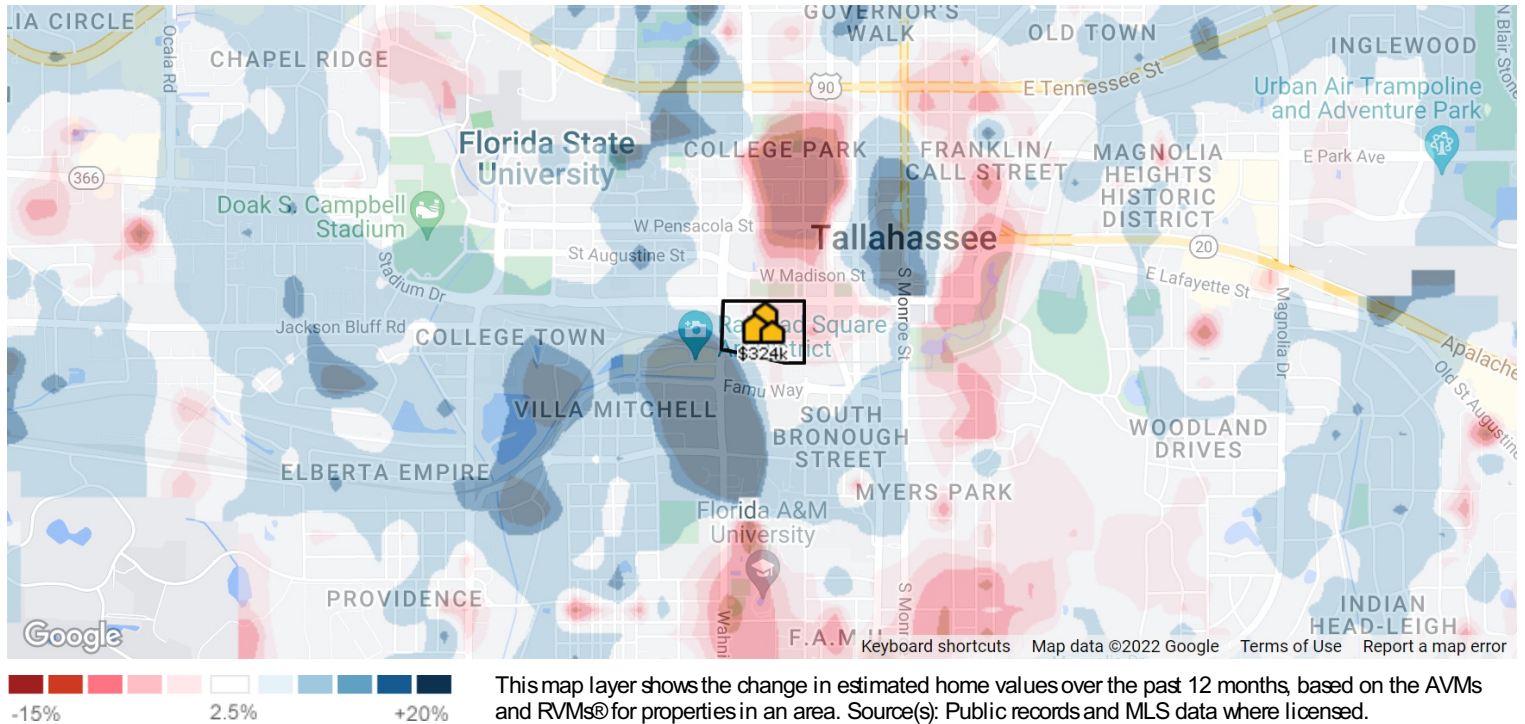
Change Over
Last 24 Months

↑ **23.63%**

About this Data: Estimated home values are generated by a valuation model and are not formal appraisals. Valuations are based on public records and MLS data where licensed. The metrics shown here reflect **All Residential Properties** data.

All Saints in Tallahassee, FL

Market Snapshot: 12-Month Change in Estimated Value



Median Est. Home Value

\$324K

Updated: 11/30/2022

Change Over
Last 12 Months

↑ **17.6%**

Change Over
Last 24 Months

↑ **23.63%**

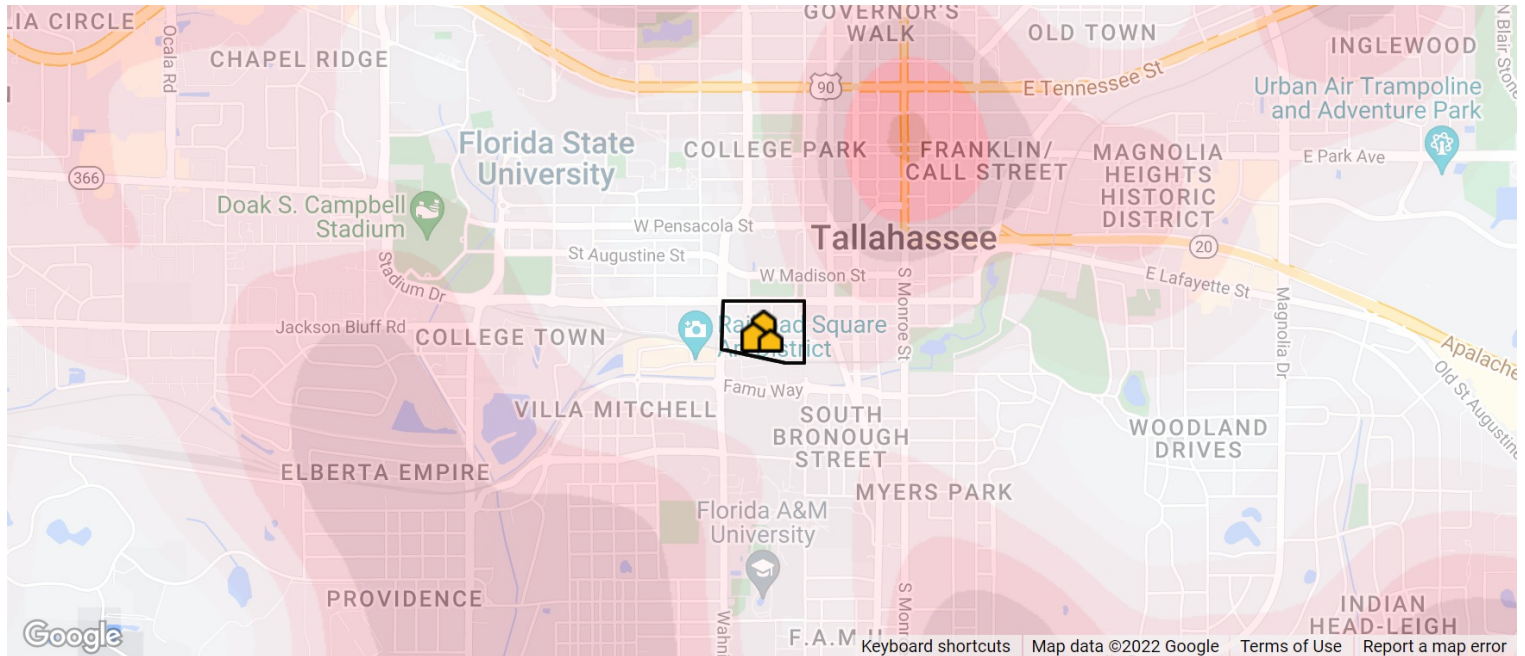
Change Over
Last 36 Months

↑ **41.84%**

About this Data: Estimated home values are generated by a valuation model and are not formal appraisals. Valuations are based on public records and MLS data where licensed. The metrics shown here reflect **All Residential Properties** data.

All Saints in Tallahassee, FL

Market Snapshot: Concentration of Distressed Properties



This map layer shows the concentration of distressed properties, in areas where RPR has MLS data.
Source(s): MLS data.

Total # of
Distressed Properties

0

Updated: 12/13/2022

of
Pre-Foreclosures

0

of
Foreclosures

0

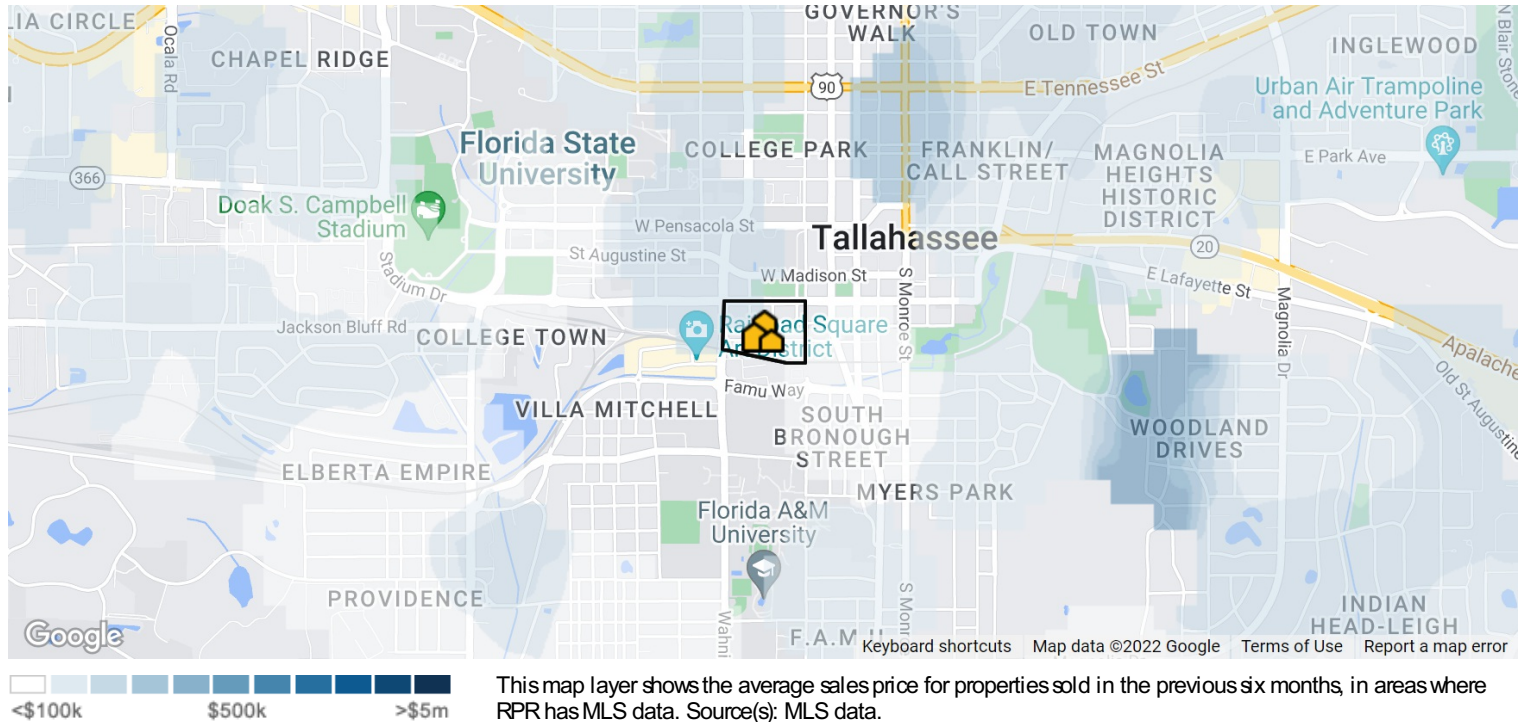
of
Foreclosed

0

About this data: The metrics displayed here reflect distressed property counts (listings and public records) for **All Residential Properties** as of 12/13/2022.

All Saints in Tallahassee, FL

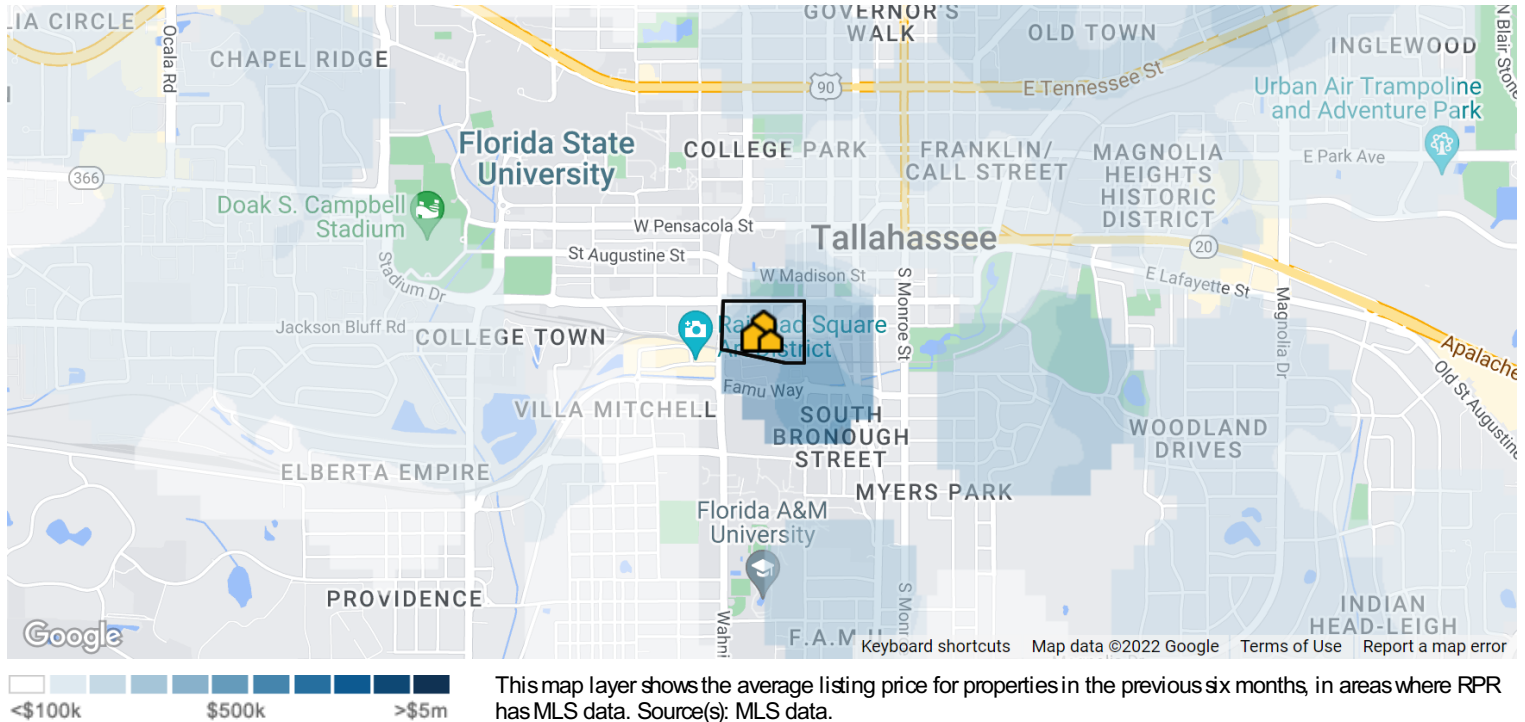
Market Snapshot: Sales Price



About this data: The Metrics displayed here reflect median sales price for **All Residential Properties** using **MLS listing** data.

All Saints in Tallahassee, FL

Market Snapshot: List Price



About this data: The Metrics displayed here reflect median list price for **All Residential Properties** using **MLS listing** data.

About RPR (Realtors Property Resource)

- Realtors Property Resource® is a wholly owned subsidiary of the National Association REALTORS®.
- RPR offers comprehensive data – including a nationwide database of 164 million properties – as well as powerful analytics and dynamic reports exclusively for members of the NAR.
- RPR's focus is giving residential and commercial real estate practitioners, brokers, and MLS and Association staff the tools they need to serve their clients.
- This report has been provided to you by a member of the NAR.



About RPR's Data

RPR generates and compiles real estate and other data from a vast array of sources. The data contained in your report includes some or all of the following:

- **Listing data** from our partner MLSs and CIEs, and related calculations, like estimated value for a property or median sales price for a local market.
- **Public records data** including tax, assessment, and deed information. Foreclosure and distressed data from public records.
- **Market conditions and forecasts** based on listing and public records data.
- **Census and employment data** from the U.S. Census and the U.S. Bureau of Labor Statistics.
- **Demographics and trends data** from Esri. The data in commercial and economic reports includes Tapestry Segmentation, which classifies U.S. residential neighborhoods into unique market segments based on socioeconomic and demographic characteristics.
- **Business data** including consumer expenditures, commercial market potential, retail marketplace, SIC and NAICS business information, and banking potential data from Esri.
- **School data and reviews** from Niche.
- **Specialty data sets** such as walkability scores, traffic counts and flood zones.



Update Frequency

- Listings and public records data are updated on a continuous basis.
- Charts and statistics calculated from listing and public records data are refreshed monthly.
- Other data sets range from daily to annual updates.

Learn more

For more information about RPR, please visit RPR's public website: <https://blog.narrpr.com>

